



EDELSTAHL / STAINLESS STEEL
VERBINDUNGSTECHNIK
FLUID CONNECTORS

Schlaucharmaturen mit Ausreißsicherung – Interlock Serie





Hose Couplings with Wire Trap Area – Interlock Series



3






SCHLAUCHARMATUREN MIT AUSREISSSICHERUNG - INTERLOCK SERIE HOSE COUPLINGS WITH WIRE TRAP AREA- INTERLOCK SERIES

Produktgruppen	Product-Groups	Seite / Page	
Interlock - Fassungen	Interlock - Ferrules		
P4-I	P4-I	3.3	
P6-I	P6-I	3.4	
P7-I	P7-I	3.5	
24°- Dichtkegel mit O-Ring - Interlock	24°- Cone with O-Ring - Interlock		
Leichte Reihe - Gerade	Light Series - Straight	3.6	
Schwere Reihe - Gerade	Heavy Series - Straight	3.7	
Leichte Reihe - 90°- Bogen	Light Series - 90°- Elbow	3.8	
Schwere Reihe - 90°- Bogen	Heavy Series - 90°- Elbow	3.9	
Leichte Reihe - 45°- Bogen	Light Series - 45°- Elbow	3.10	
Schwere Reihe - 45°- Bogen	Heavy Series - 45°- Elbow	3.11	
24°- Konus - Außengewinde - Interlock	24°- Male - Cone - Interlock		
Interlock - CES - Armaturen - 24°- Konus	Interlock - Fittings - CES - Male Inserts - 24°- Cone	3.12	
60°- Dichtkegel mit O-Ring - Interlock	60°- Cone with O-Ring - Interlock		
Gerade	Straight	3.13	
90°- Bogen	90°- Elbow	3.14	
45°- Bogen	45°- Elbow	3.15	
60°- Konus - Außengewinde - Interlock	60°- Male - Cone-Interlock		
Interlock - Außengewinde	Interlock - Male - Inserts	3.16	
37°- (JIC) - Dichtkegel - Interlock	37°- (JIC) - Cone - Interlock		
Gerade	Straight	3.17	
90°- Bogen	90°- Elbow	3.18	
45°- Bogen	45°- Elbow	3.19	
37°- (JIC) - Kegel - Interlock	37°- (JIC) - Male - Cone - Interlock		
Interlock - Armaturen - JIC	Interlock - Fittings - JIC	3.20	



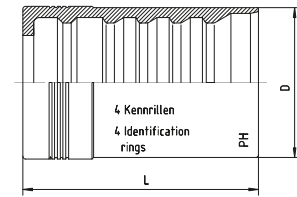
SCHLAUCHARMATUREN MIT AUSREISSSICHERUNG - INTERLOCK SERIE HOSE COUPLINGS WITH WIRE TRAP AREA- INTERLOCK SERIES

Produktgruppen	Product-Groups	Seite / Page	
SAE - Flansch - Interlock	SAE - Flanges - Interlock		
Gerade	Straight	3.21	
90°- Bogen	90°- Elbow	3.22	
45°- Bogen	45°- Elbow	3.23	
Doppelschlauch - Armaturen - Interlock	Hose - Menders - Interlock		
Doppelschlauch - Armaturen - Interlock	Hose - Menders - Interlock	3.24	
Außengewinde - Interlock	Male - Inserts - Interlock		
Interlock - NPT - Außengewinde	Interlock - NPT - Male - AGN - Inserts	3.25	



Mit Ausreißsicherung - Schwere Reihe
Interlock Serie
Außen und innen schälen
Zu verwenden für Armaturen Rubrik 3.6-3.25

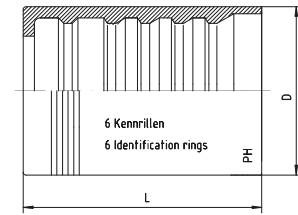
With Wire Trap Area - Heavy Series
Interlock Series
External and internal skive
To use for Inserts Category 3.6-3.25



Schlauch Hose	DN Bore	Ca. Maße Approx. Dimensions		Für Schlauchtyp For Hose Type	Bemerkungen Notes	Bestellzeichen Order-Code
DN	in.	D	L			
19	3/4"	38,0	56,0	4 SP + 4 SH		P4-I-DN 19
25	1"	46,0	75,0	4 SP + 4 SH + R 12		P4-I-DN 25
31	1 1/4"	55,0	85,0	4 SH		P4-I-DN 31
38	1 1/2"	64,0	100,0	4 SH		P4-I-DN 38
51	2"	78,0	103,0	4 SH		P4-I-DN 51

Mit Ausreißsicherung - Schwere Reihe
Interlock Serie
Außen und innen schälen
Zu verwenden für Armaturen Rubrik 3.6-3.25

With Wire Trap Area - Heavy Series
Interlock Series
External and internal skive
To use for Inserts Category 3.6-3.25

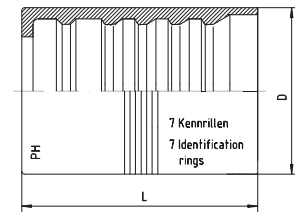


Schlauch Hose	DN Bore	Ca. Maße Approx. Dimensions		Für Schlauchtyp For Hose Type	Bemerkungen Notes	Bestellzeichen Order-Code
DN	in.	D	L			
19	3/4"	38,0	56,0	R 13		P6-I-DN 19
25	1"	46,0	75,0	R 13		P6-I-DN 25
31	1 1/4"	60,0	85,0	R 13		P6-I-DN 31
38	1 1/2"	70,0	100,0	R 13		P6-I-DN 38
51	2"	84,5	103,0	R 13		P6-I-DN 51



Mit Ausreißsicherung - Schwere Reihe
Interlock Serie
Außen und innen schälen
Zu verwenden für Armaturen Rubrik 3.6-3.25

With Wire Trap Area - Heavy Series
Interlock Series
External and internal skive
To use for Inserts Category 3.6-3.25



Schlauch Hose	DN Bore	Ca. Maße Approx. Dimensions		Für Schlauchtyp For Hose Type	Bemerkungen Notes	Bestellzeichen Order-Code
DN	in.	D	L			
19	3/4"	38,0	56,0	R 15		P7-I-DN 19
25	1"	46,0	75,0	R 15		P7-I-DN 25
31	1 1/4"	60,0	85,0	R 15		P7-I-DN 31
38	1 1/2"	70,0	100,0	R 15		P7-I-DN 38

24°- DICHTKEGEL MIT O-RING - INTERLOCK

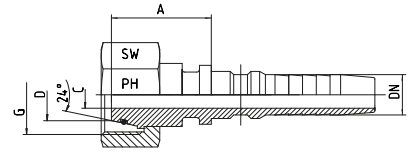
24°- CONE WITH O-RING - INTERLOCK



EDELSTAHL / STAINLESS STEEL
VERBINDUNGSTECHNIK
FLUID CONNECTORS

Mit Ausreißsicherung
Interlock Serie
DKOL - Gerade - 24°-Konus

With Wire Trap Area
Interlock Series
DKOL - Straight - 24°-Cone

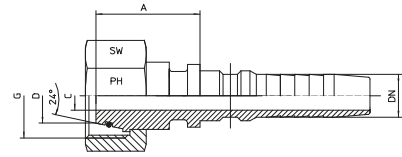


Schlauch Hose	DN Bore	Gewinde Thread	Rohr A.D. Tube O.D.	Ca. Maße Approx. Dimensions			O-Ring O-ring	Bemerkungen Notes	Bestellzeichen Order-Code
DN	in.	G	D	A	C	SW			
19	3/4"	M 30 x 2	22	38,5	14,5	36	20,0 x 2,0		I-DKOL-22-DN 19
25	1"	M 36 x 2	28	38,0	20,0	41	25,0 x 2,0		I-DKOL-28-DN 25
31	1 1/4"	M 45 x 2	35	42,0	25,0	50	31,0 x 2,5		I-DKOL-35-DN 31
38	1 1/2"	M 52 x 2	42	41,0	31,5	60	38,0 x 2,5		I-DKOL-42-DN 38



Mit Ausreißsicherung - Schwere Reihe
Interlock Serie
DKOS - Gerade - 24°-Konus

With Wire Trap Area - Heavy Series
Interlock Series
DKOS - Gerade - 24°-Cone



Schlauch Hose	DN Bore	Gewinde Thread	Rohr A.D. Tube O.D.	Ca. Maße Approx. Dimensions			O-Ring O-ring	Bemerkungen Notes	Bestellzeichen Order-Code
DN	in.	G	D	A	C	SW			
19	3/4"	M 30 x 2	20	34,5	14,5	36	16,3 x 2,4		I-DKOS-20-DN 19
19	3/4"	M 36 x 2	25	41,0	14,5	46	21,3 x 2,4		I-DKOS-25-DN 19
25	1"	M 36 x 2	25	38,5	19,0	46	22,0 x 2,5		I-DKOS-25-DN 25
25	1"	M 42 x 2	30	43,5	20,0	50	25,3 x 2,4		I-DKOS-30-DN 25
31	1 1/4"	M 42 x 2	30	43,0	23,0	50	25,3 x 2,4		I-DKOS-30-DN 31
31	1 1/4"	M 52 x 2	38	48,5	25,0	60	25,3 x 2,4		I-DKOS-38-DN 31
38	1 1/2"	M 52 x 2	38	41,0	28,0	60	35,0 x 2,5		I-DKOS-38-DN 38
38	1 1/2"	M 68 x 2	50	51,5	31,5	80	46,0 x 3,0		I-DKOS-50-DN 38

24°- DICHTKEGEL MIT O-RING - INTERLOCK

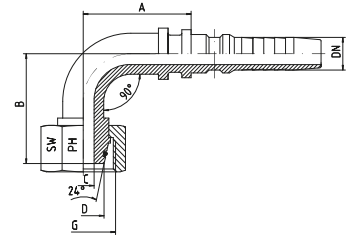
24°- CONE WITH O-RING - INTERLOCK



EDELSTAHL / STAINLESS STEEL
VERBINDUNGSTECHNIK
FLUID CONNECTORS

Mit Ausreißsicherung
Interlock Serie
DKOL - 90°-Bogen - 24°-Konus

With Wire Trap Area
Interlock Series
DKOL - 90°-Elbow - 24°-Cone

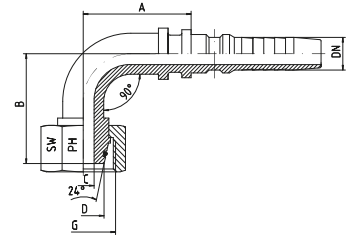


Schlauch Hose	DN Bore	Gewinde Thread	Rohr A.D. Tube O.D.	Ca. Maße Approx. Dimensions				O-Ring O-ring	Bemerkungen Notes	Bestellzeichen Order-Code
DN	in.	G	D	A	B	C	SW			
19	3/4"	M 30 x 2	22	78,5	80,0	14,5	36	20,0 x 2,0	I-DKOL-22-90°-DN 19	
25	1"	M 36 x 2	28	87,0	92,0	20,0	41	25,0 x 2,0	I-DKOL-28-90°-DN 25	
31	1 1/4"	M 45 x 2	35	103,0	98,0	25,0	50	32,0 x 2,5	I-DKOL-35-90°-DN 31	
38	1 1/2"	M 52 x 2	42	124,0	117,0	31,0	60	38,0 x 2,5	I-DKOL-42-90°-DN 38	



Mit Ausreißsicherung - Schwere Reihe
Interlock Serie
DKOS - 90°-Bogen - 24°-Konus

With Wire Trap Area - Heavy Series
Interlock Series
DKOS - 90°-Elbow - 24°-Cone



Schlauch Hose	DN Bore	Gewinde Thread	Rohr A.D. Tube O.D.	Ca. Maße Approx. Dimensions				O-Ring O-ring	Bemerkungen Notes	Bestellzeichen Order-Code
DN	in.	G	D	A	B	C	SW			
19	3/4"	M 30 x 2	20	78,5	83,0	14,5	36	16,3 x 2,4	I-DKOS-20-90°-DN 19	
19	3/4"	M 36 x 2	25	75,0	76,0	14,5	46	21,3 x 2,4	I-DKOS-25-90°-DN 19	
25	1"	M 36 x 2	25	84,0	95,5	20,0	46	21,3 x 2,4	I-DKOS-25-90°-DN 25	
25	1"	M 42 x 2	30	84,0	83,0	20,0	50	25,3 x 2,4	I-DKOS-30-90°-DN 25	
31	1 1/4"	M 52 x 2	38	103,0	101,0	25,0	60	35,0 x 2,5	I-DKOS-38-90°-DN 31	
38	1 1/2"	M 68 x 2	50	125,0	111,0	31,0	80	46,0 x 3,0	I-DKOS-50-90°-DN 38	

24°- DICHTKEGEL MIT O-RING - INTERLOCK

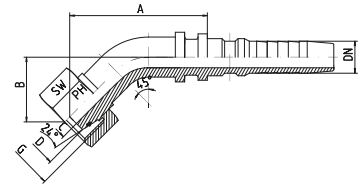
24°- CONE WITH O-RING - INTERLOCK



EDELSTAHL / STAINLESS STEEL
VERBINDUNGSTECHNIK
FLUID CONNECTORS

Mit Ausreißsicherung
Interlock Serie
DKOL - 45°-Bogen - 24°-Konus

With Wire Trap Area
Interlock Series
DKOL - 45°-Elbow - 24°-Cone

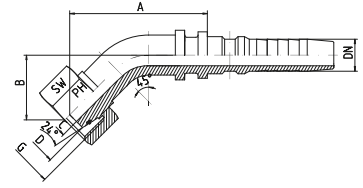


Schlauch Hose	DN Bore	Gewinde Thread	Rohr A.D. Tube O.D.	Ca. Maße Approx. Dimensions				O-Ring O-ring	Bemerkungen Notes	Bestellzeichen Order-Code
DN	in.	G	D	A	B	C	SW			
19	3/4"	M 30 x 2	22	95,0	45,0	14,5	36	20,0 x 2,0		I-DKOL-22-45°-DN 19
25	1"	M 36 x 2	28	102	50,0	20,0	41	25,0 x 2,0		I-DKOL-28-45°-DN 25
31	1 1/4"	M 45 x 2	35	120	50,0	25,0	50	32,0 x 2,5		I-DKOL-35-45°-DN 31
38	1 1/2"	M 52 x 2	42	140	61,0	31,0	60	38,0 x 2,5		I-DKOL-42-45°-DN 38



Mit Ausreißsicherung - Schwere Reihe
Interlock Serie
DKOS - 45°-Bogen - 24°-Konus

With Wire Trap Area - Heavy Series
Interlock Series
DKOS - 45°-Elbow - 24°-Cone



Schlauch Hose	DN Bore	Gewinde Thread	Rohr A.D. Tube O.D.	Ca. Maße Approx. Dimensions				O-Ring O-ring	Bemerkungen Notes	Bestellzeichen Order-Code
DN	in.	G	D	A	B	C	SW			
19	3/4"	M 30 x 2	20	100,0	45,0	14,5	36	16,3 x 2,4		I-DKOS-20-45°-DN 19
19	3/4"	M 36 x 2	25	90,0	40,0	14,5	46	21,3 x 2,4		I-DKOS-25-45°-DN 19
25	1"	M 36 x 2	25	103,0	52,0	20,0	46	21,3 x 2,4		I-DKOS-25-45°-DN 25
25	1"	M 42 x 2	30	97,0	43,0	20,0	50	25,3 x 2,4		I-DKOS-30-45°-DN 25
31	1 1/4"	M 52 x 2	38	117,0	52,0	25,0	60	35,0 x 2,5		I-DKOS-38-45°-DN 31
38	1 1/2"	M 68 x 2	50	136,0	53,0	31,0	80	46,0 x 3,0		I-DKOS-50-45°-DN 38

24°- KONUS - AUSSENGEWINDE - INTERLOCK

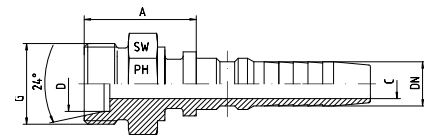
24°- MALE - CONE - INTERLOCK



EDELSTAHL / STAINLESS STEEL
VERBINDUNGSTECHNIK
FLUID CONNECTORS

Mit Ausreißsicherung - Schwere Reihe
Interlock Serie
CES mit 24°-Konus für Schneidringverschraubung
DIN 2353 / DIN EN ISO 8434-1

With Wire Trap Area - Heavy Series
Interlock Series
CES with 24°-Cone for Compression Couplings
DIN 2353 / DIN EN ISO 8434-1

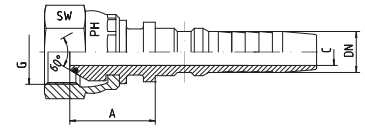


Schlauch Hose	DN Bore	Gewinde Thread	Rohr A.D. Tube O.D.	Ca. Maße Approx. Dimensions			Bemerkungen Notes	Bestellzeichen Order-Code
DN	in.	G	D	A	C	SW		
19	3/4"	M 30 x 2	20	37,5	14,5	32		I-CES-20-DN 19
19	3/4"	M 36 x 2	25	36,0	14,5	36		I-CES-25-DN 19
25	1"	M 36 x 2	25	43,0	20,0	36		I-CES-25-DN 25
25	1"	M 42 x 2	30	40,0	20,0	46		I-CES-30-DN 25
31	1 1/4"	M 42 x 2	30	47,0	25,0	46		I-CES-30-DN 31
31	1 1/4"	M 52 x 2	38	44,5	25,0	55		I-CES-38-DN 31



Mit Ausreißsicherung - Schwere Reihe
 Interlock Serie
 DKOR - mit O-Ring und Überwurfmutter
 BSP-Gewinde für Gegenanschluss mit 60°-Konus -
 Gerade

With Wire Trap Area - Heavy Series
 Interlock Series
 DKOR - with O-ring and BSP Union Nut
 For Connectors with 60°-Cone - Straight



Schlauch Hose	DN Bore	Gewinde Thread	Ca. Maße Approx. Dimensions			O-Ring O-ring	Bemerkungen Notes	Bestellzeichen Order-Code
DN	in.	G	A	C	SW			
19	3/4"	3/4"-14	32,0	14,5	32	17,0 x 1,5		I-DKOR-3/4"-DN 19
25	1"	1"-11	39,0	20,0	41	22,0 x 1,0		I-DKOR-1"-DN 25
31	1 1/4"	1 1/4"-11	42,0	25,0	50	29,0 x 1,5		I-DKOR-1 1/4"-DN 31
38	1 1/2"	1 1/2"-11	40,0	31,5	60	34,0 x 1,5		I-DKOR-1 1/2"-DN 38
51	2"	2"-11	39,0	42,0	70	48,0 x 1,5		I-DKOR-2"-DN 51

60°- DICHTKEGEL MIT O-RING - INTERLOCK

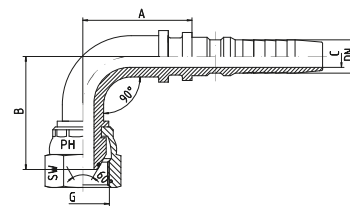
60°- CONE WITH O-RING - INTERLOCK



EDELSTAHL / STAINLESS STEEL
VERBINDUNGSTECHNIK
FLUID CONNECTORS

Mit Ausreißsicherung - Schwere Reihe
Interlock Serie
DKOR - mit O-Ring und Überwurfmutter
BSP-Gewinde für Gegenanschluss mit 60°-Konus -
90°-Bogen

With Wire Trap Area - Heavy Series
Interlock Series
DKOR - with O-ring and BSP Union Nut
For Connectors with 60°-Cone - 90°-Elbow

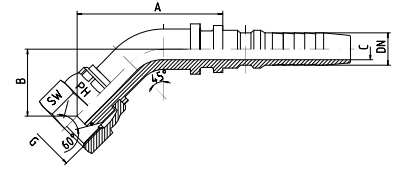


Schlauch Hose	DN Bore	Gewinde Thread	Ca. Maße Approx. Dimensions				O-Ring O-ring	Bemerkungen Notes	Bestellzeichen Order-Code
DN	in.	G	A	B	C	SW			
19	3/4"	3/4"-14	77,0	75,0	14,5	32	17,0 x 1,5	I-DKOR-3/4"-90°-DN 19	
25	1"	1"-11	83,0	85,0	20,0	41	22,0 x 1,0	I-DKOR-1"-90°-DN 25	
31	1 1/4"	1 1/4"-11	103,0	100,0	25,0	50	29,0 x 1,5	I-DKOR-1 1/4"-90°-DN 31	
38	1 1/2"	1 1/2"-11	118,0	110,0	31,0	60	34,0 x 1,5	I-DKOR-1 1/2"-90°-DN 38	
51	2"	2"-11	146,0	152,0	41,0	70	48,0 x 1,5	I-DKOR-2"-90°-DN 51	



Mit Ausreißsicherung - Schwere Reihe
 Interlock Serie
 DKOR - mit O-Ring und Überwurfmutter
 BSP-Gewinde für Gegenanschluss mit 60°-Konus -
 45°-Bogen

With Wire Trap Area - Heavy Series
 Interlock Series
 DKOR - with O-ring and BSP Union Nut
 For Connectors with 60°-Cone - 45°-Elbow



Schlauch Hose	DN Bore	Gewinde Thread	Ca. Maße Approx. Dimensions				O-Ring O-ring	Bemerkungen Notes	Bestellzeichen Order-Code
DN	in.	G	A	B	C	SW			
19	3/4"	3/4"-14	90,0	39,0	14,5	32	17,0 x 1,5	I-DKOR-3/4"-45°-DN 19	
25	1"	1"-11	97,0	46,0	20,0	41	22,0 x 1,0	I-DKOR-1"-45°-DN 25	
31	1 1/4"	1 1/4"-11	117,0	52,0	25,0	50	29,0 x 1,5	I-DKOR-1 1/4"-45°-DN 31	
38	1 1/2"	1 1/2"-11	134,0	49,0	31,0	60	34,0 x 1,5	I-DKOR-1 1/2"-45°-DN 38	
51	2"	2"-11	170,0	81,0	41,0	70	48,0 x 1,5	I-DKOR-2"-45°-DN 51	

60°- KONUS - AUSSENGEWINDE - INTERLOCK

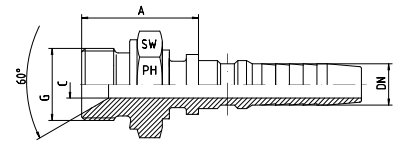
60°- MALE - CONE - INTERLOCK



EDELSTAHL / STAINLESS STEEL
VERBINDUNGSTECHNIK
FLUID CONNECTORS

Mit 60°-Innenkonus und angedrehter Dichtkante
Form B
Gewinde: BSP - Zylindrisch

With 60°-Cone and Sealing Shoulder
Form B
Thread: BSP - Parallel

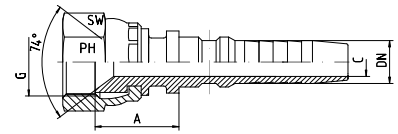


Schlauch Hose	DN Bore	Gewinde Thread	Ca. Maße Approx. Dimensions			Bemerkungen Notes	Bestellzeichen Order-Code
DN	in.	G	A	C	SW		
19	3/4"	3/4"-14	40,5	14,5	32		I-AGR-3/4"-DN 19
19	3/4"	1"-11	44,5	14,5	41		I-AGR-1"-DN 19
25	1"	1"-11	48,5	20,0	41		I-AGR-1"-DN 25
31	1 1/4"	1 1/4"-11	44,0	25,0	50		I-AGR-1 1/4"-DN 31
38	1 1/2"	1 1/2"-11	54,0	31,5	55		I-AGR-1 1/2"-DN 38
51	2"	2"-11	52,5	42,0	70		I-AGR-2"-DN 51



Mit Ausreißsicherung - Schwere Reihe
Interlock Serie
JIC-37° - Nippel für 74°-Konusaufnahme
mit Überwurfmutter - Gerade

With Wire Trap Area - Heavy Series
Interlock Series
JIC-37° - Female Nipples for Connectors
with 74°-Cone - Straight



Schlauch Hose	DN Bore	Gewinde Thread	Ca. Maße Approx. Dimensions			Bemerkungen Notes	Bestellzeichen Order-Code
DN	in.	G = UN	A	C	SW		
19	3/4"	1 1/16"-12	35,0	14,5	32		I-DKJ-1 1/16"-DN 19
19	3/4"	1 5/16"-12	34,0	14,5	41		I-DKJ-1 5/16"-DN 19
25	1"	1 5/16"-12	34,0	20,0	41		I-DKJ-1 5/16"-DN 25
25	1"	1 5/8"-12	27,0	20,0	50		I-DKJ-1 5/8"-DN 25
31	1 1/4"	1 5/8"-12	37,0	25,0	50		I-DKJ-1 5/8"-DN 31
38	1 1/2"	1 5/8"-12	40,0	25,5	50		I-DKJ-1 5/8"-DN 38
31	1 1/4"	1 7/8"-12	33,0	25,0	60		I-DKJ-1 7/8"-DN 31
38	1 1/2"	1 7/8"-12	41,5	31,5	60		I-DKJ-1 7/8"-DN 38
38	1 1/2"	2 1/2"-12					I-DKJ-2 1/2"-DN 38
51	2"	2 1/2"-12	67,5	42,0	70		I-DKJ-2 1/2"-DN 51

37°- (JIC) - DICHTKEGEL - INTERLOCK

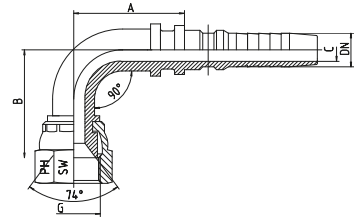
37°- (JIC) - CONE - INTERLOCK



EDELSTAHL / STAINLESS STEEL
VERBINDUNGSTECHNIK
FLUID CONNECTORS

Mit Ausreißsicherung - Schwere Reihe
Interlock Serie
JIC-37° - Nippel für 74°-Konusaufnahme
mit Überwurfmutter - 90°-Bogen

With Wire Trap Area - Heavy Series
Interlock Series
JIC-37° - Female Nipples for Connectors
with 74°-Cone - 90°-Elbow

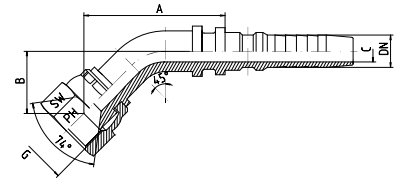


Schlauch Hose	DN Bore	Gewinde Thread	Ca. Maße Approx. Dimensions				Bemerkungen Notes	Bestellzeichen Order-Code
DN	in.	G = UN	A	B	C	SW		
19	3/4"	1 1/16"-12	79,0	72,0	14,5	32	I-DKJ-1 1/16"-90°-DN 19	
19	3/4"	1 5/16"-12	78,0	79,0	14,5	41	I-DKJ-1 5/16"-90°-DN 19	
25	1"	1 5/16"-12	85,0	86,0	20,0	41	I-DKJ-1 5/16"-90°-DN 25	
25	1"	1 5/8"-12	107,0	93,0	20,0	50	I-DKJ-1 5/8"-90°-DN 25	
31	1 1/4"	1 5/8"-12	103,0	96,0	25,0	50	I-DKJ-1 5/8"-90°-DN 31	
31	1 1/4"	1 7/8"-12	125,0	98,0	25,0	60	I-DKJ-1 7/8"-90°-DN 31	
38	1 1/2"	1 7/8"-12	122,0	107,0	31,0	60	I-DKJ-1 7/8"-90°-DN 38	
38	1 1/2"	2 1/2"-12					I-DKJ-2 1/2"-90°-DN 38	
51	2"	2 1/2"-12	145,0	151,5	41,0	70	I-DKJ-2 1/2"-90°-DN 51	



Mit Ausreißsicherung - Schwere Reihe
 Interlock Serie
 JIC-37° - Nippel für 74°-Konusaufnahme
 mit Überwurfmutter - 45°-Bogen

With Wire Trap Area - Heavy Series
 Interlock Series
 JIC-37° - Female Nipples for Connectors
 with 74°-Cone - 45°-Elbow



Schlauch Hose	DN Bore	Gewinde Thread	Ca. Maße Approx. Dimensions				Bemerkungen Notes	Bestellzeichen Order-Code
DN	in.	G = UN	A	B	C	SW		
19	3/4"	1 1/16"-12	93,0	37,5	14,5	32	I-DKJ-1 1/16"-45°-DN 19	
19	3/4"	1 5/16"-12	93,0	43,5	14,5	41	I-DKJ-1 5/16"-45°-DN 19	
25	1"	1 5/16"-12	101,0	47,0	20,0	41	I-DKJ-1 5/16"-45°-DN 25	
25	1"	1 5/8"-12	123,0	51,0	20,0	50	I-DKJ-1 5/8"-45°-DN 25	
31	1 1/4"	1 5/8"-12	116,5	49,0	25,0	50	I-DKJ-1 5/8"-45°-DN 31	
31	1 1/4"	1 7/8"-12	146,0	52,0	25,0	60	I-DKJ-1 7/8"-45°-DN 31	
38	1 1/2"	1 7/8"-12	130,0	50,0	31,0	60	I-DKJ-1 7/8"-45°-DN 38	
38	1 1/2"	2 1/2"-12					I-DKJ-2 1/2"-45°-DN 38	
51	2"	2 1/2"-12	166,5	78,0	41,0	70	I-DKJ-2 1/2"-45°-DN 51	

37°- (JIC) - KEGEL - INTERLOCK

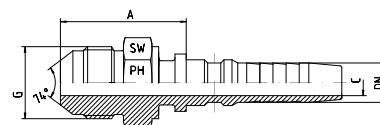
37°- (JIC) - MALE - CONE - INTERLOCK



EDELSTAHL / STAINLESS STEEL
VERBINDUNGSTECHNIK
FLUID CONNECTORS

Mit Ausreißsicherung - Schwere Reihe
Interlock Serie
JIC-Außengewinde - 74°-Konus

With Wire Trap Area - Heavy Series
Interlock Series
JIC-Male - 74°-Cone

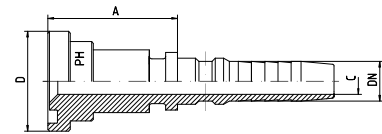


Schlauch Hose	DN Bore	Gewinde Thread	Ca. Maße Approx. Dimensions			Bemerkungen Notes	Bestellzeichen Order-Code
DN	in.	G = UN	A	C	SW		
19	3/4"	1 1/16"-12	48,5	14,5	30		I-AGJ-1 1/16"-DN 19
25	1"	1 5/16"-12	48,0	20,0	36		I-AGJ-1 5/16"-DN 25
31	1 1/4"	1 5/8"-12	48,0	25,0	46		I-AGJ-1 5/8"-DN 31
38	1 1/2"	1 7/8"-12	57,0	31,5	50		I-AGJ-1 7/8"-DN 38
51	2"	2 1/2"-12	60,0	42,0	65		I-AGJ-2 1/2"-DN 51



Mit Ausreißsicherung - Schwere Reihe
Interlock Serie
SAE-ISO-Flansch
SFL 3 = 3.000 P.S.I. - Gerade
SFS 6 = 6.000 P.S.I. - Gerade
Andere Größen auf Anfrage!

With Wire Trap Area - Heavy Series
Interlock Series
SAE-ISO-Flange
SFL 3 = 3.000 PSI - Straight
SFS 6 = 6.000 PSI - Straight
Other sizes on request!



Reihe / Series 3.000 P.S.I.

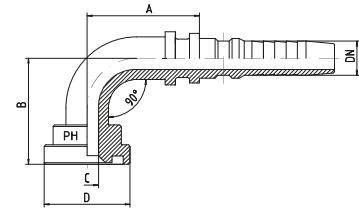
Schlauch Hose	DN Bore	Flanschgröße Flange Dimensions		Ca. Maße Approx. Dimensions		Bemerkungen Notes	Bestellzeichen Order-Code
DN	in.	D	in.	A	C		
19	3/4"	38,1	3/4"	41,0	14,5		I-SFL3-3/4"-DN 19
19	3/4"	44,5	1"	44,5	14,5		I-SFL3-1"-DN 19
25	1"	44,5	1"	52,5	20,0		I-SFL3-1"-DN 25
25	1"	50,8	1 1/4"	53,0	20,0		I-SFL3-1 1/4"-DN 25
31	1 1/4"	50,8	1 1/4"	53,0	25,0		I-SFL3-1 1/4"-DN 31
31	1 1/4"	60,3	1 1/2"	50,5	25,0		I-SFL3-1 1/2"-DN 31
38	1 1/2"	60,3	1 1/2"	77,5	31,5		I-SFL3-1 1/2"-DN 38
38	1 1/2"	71,4	2"	72,0	31,5		I-SFL3-2"-DN 38
51	2"	71,4	2"	72,0	42,0		I-SFL3-2"-DN 51

Reihe / Series 6.000 P.S.I.

Schlauch Hose	DN Bore	Flanschgröße Flange Dimensions		Ca. Maße Approx. Dimensions		Bemerkungen Notes	Bestellzeichen Order-Code
DN	in.	D	in.	A	C		
19	3/4"	41,3	3/4"	52,0	14,5		I-SFS6-3/4"-DN 19
25	1"	41,3	3/4"	47,5	20,0		I-SFS6-3/4"-DN 25
19	3/4"	47,6	1"	44,5	14,5		I-SFS6-1"-DN 19
25	1"	47,6	1"	64,0	20,0		I-SFS6-1"-DN 25
31	1 1/4"	47,6	1"	60,0	20,0		I-SFS6-1"-DN 31
25	1"	54,0	1 1/4"	54,5	20,0		I-SFS6-1 1/4"-DN 25
31	1 1/4"	54,0	1 1/4"	75,0	25,0		I-SFS6-1 1/4"-DN 31
38	1 1/2"	54,0	1 1/4"	105,0	25,0		I-SFS6-1 1/4"-DN 38
31	1 1/4"	63,5	1 1/2"	75,5	25,0		I-SFS6-1 1/2"-DN 31
38	1 1/2"	63,5	1 1/2"	103,0	31,5		I-SFS6-1 1/2"-DN 38
38	1 1/2"	79,4	2"	75,0	31,5		I-SFS6-2"-DN 38
51	2"	79,4	2"	85,0	42,0		I-SFS6-2"-DN 51

Mit Ausreißsicherung - Schwere Reihe
Interlock Serie
SAE-ISO-Flansch
SFL 3 = 3.000 P.S.I. - 90°-Bogen
SFS 6 = 6.000 P.S.I. - 90°-Bogen
Andere Größen auf Anfrage!

With Wire Trap Area - Heavy Series
Interlock Series
SAE-ISO-Flange
SFL 3 = 3.000 PSI - 90°-Elbow
SFS 6 = 6.000 PSI - 90°-Elbow
Other sizes on request!



Reihe / Series 3.000 P.S.I.

Schlauch Hose	DN Bore	Flanschgröße Flange Dimensions		Ca. Maße Approx. Dimensions			Bemerkungen Notes	Bestellzeichen Order-Code
DN	in.	D	in.	A	B	C		
19	3/4"	38,1	3/4"	78,0	70,0	14,5		I-SFL3-3/4"-90°-DN 19
19	3/4"	44,5	1"	77,0	71,0	14,5		I-SFL3-1"-90°-DN 19
25	1"	44,5	1"	82,0	75,0	20,0		I-SFL3-1"-90°-DN 25
25	1"	50,8	1 1/4"	105,0	88,0	20,0		I-SFL3-1 1/4"-90°-DN 25
31	1 1/4"	50,8	1 1/4"	102,0	91,5	25,0		I-SFL3-1 1/4"-90°-DN 31
31	1 1/4"	60,3	1 1/2"	123,0	95,0	25,0		I-SFL3-1 1/2"-90°-DN 31
38	1 1/2"	60,3	1 1/2"	122,5	105,0	31,0		I-SFL3-1 1/2"-90°-DN 38
38	1 1/2"	71,4	2"	124,0	121,0	31,0		I-SFL3-2"-90°-DN 38
51	2"	71,4	2"	144,0	137,0	41,0		I-SFL3-2"-90°-DN 51

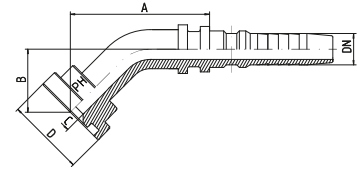
Reihe / Series 6.000 P.S.I.

Schlauch Hose	DN Bore	Flanschgröße Flange Dimensions		Ca. Maße Approx. Dimensions			Bemerkungen Notes	Bestellzeichen Order-Code
DN	in.	D	in.	A	B	C		
19	3/4"	41,3	3/4"	78,0	67,0	14,5		I-SFS6-3/4"-90°-DN 19
25	1"	41,3	3/4"	80,0	81,5	19,0		I-SFS6-3/4"-90°-DN 25
19	3/4"	47,6	1"	77,0	72,0	14,5		I-SFS6-1"-90°-DN 19
25	1"	47,6	1"	82,0	77,0	20,0		I-SFS6-1"-90°-DN 25
25	1"	54,0	1 1/4"	108,0	90,0	20,0		I-SFS6-1 1/4"-90°-DN 25
31	1 1/4"	54,0	1 1/4"	102,0	93,5	25,0		I-SFS6-1 1/4"-90°-DN 31
31	1 1/4"	63,5	1 1/2"	124,0	96,0	25,0		I-SFS6-1 1/2"-90°-DN 31
38	1 1/2"	63,5	1 1/2"	122,5	107,0	31,0		I-SFS6-1 1/2"-90°-DN 38
38	1 1/2"	79,4	2"	124,0	121,5	31,0		I-SFS6-2"-90°-DN 38
51	2"	79,4	2"	144,0	142,0	41,0		I-SFS6-2"-90°-DN 51



Mit Ausreißsicherung - Schwere Reihe
Interlock Serie
SAE-ISO-Flansch
SFL 3 = 3.000 P.S.I. - 45°-Bogen
SFS 6 = 6.000 P.S.I. - 45°-Bogen
Andere Größen auf Anfrage!

With Wire Trap Area - Heavy Series
Interlock Series
SAE-ISO-Flange
SFL 3 = 3.000 PSI - 45°-Elbow
SFS 6 = 6.000 PSI - 45°-Elbow
Other sizes on request!



Reihe / Series 3.000 P.S.I.

Schlauch Hose	DN Bore	Flanschgröße Flange Dimensions		Ca. Maße Approx. Dimensions			Bemerkungen Notes	Bestellzeichen Order-Code
DN	in.	D	in.	A	B	C		
19	3/4"	38,1	3/4"	87,0	38,0	14,5		I-SFL3-3/4"-45°-DN 19
19	3/4"	44,5	1"	89,0	39,5	14,5		I-SFL3-1"-45°-DN 19
25	1"	44,5	1"	92,0	39,0	20,0		I-SFL3-1"-45°-DN 25
25	1"	50,8	1 1/4"	117,0	44,0	20,0		I-SFL3-1 1/4"-45°-DN 25
31	1 1/4"	50,8	1 1/4"	110,0	45,0	25,0		I-SFL3-1 1/4"-45°-DN 31
31	1 1/4"	60,3	1 1/2"	137,0	46,0	25,0		I-SFL3-1 1/2"-45°-DN 31
38	1 1/2"	60,3	1 1/2"	133,0	49,0	31,0		I-SFL3-1 1/2"-45°-DN 38
38	1 1/2"	71,4	2"	141,5	60,0	31,0		I-SFL3-2"-45°-DN 38
51	2"	71,4	2"	155,0	65,0	41,0		I-SFL3-2"-45°-DN 51

Reihe / Series 6.000 P.S.I.

Schlauch Hose	DN Bore	Flanschgröße Flange Dimensions		Ca. Maße Approx. Dimensions			Bemerkungen Notes	Bestellzeichen Order-Code
DN	in.	D	in.	A	B	C		
19	3/4"	41,3	3/4"	86,0	34,0	14,5		I-SFS6-3/4"-45°-DN 19
25	1"	41,3	3/4"	89,5	41,0	19,0		I-SFS6-3/4"-45°-DN 25
19	3/4"	47,6	1"	90,0	40,0	14,5		I-SFS6-1"-45°-DN 19
25	1"	47,6	1"	92,0	40,0	20,0		I-SFS6-1"-45°-DN 25
25	1"	54,0	1 1/4"	120,0	44,0	20,0		I-SFS6-1 1/4"-45°-DN 25
31	1 1/4"	54,0	1 1/4"	110,0	46,0	25,0		I-SFS6-1 1/4"-45°-DN 31
31	1 1/4"	63,5	1 1/2"	137,0	48,0	25,0		I-SFS6-1 1/2"-45°-DN 31
38	1 1/2"	63,5	1 1/2"	133,0	48,0	31,0		I-SFS6-1 1/2"-45°-DN 38
38	1 1/2"	79,4	2"	143,0	65,0	31,0		I-SFS6-2"-45°-DN 38
51	2"	79,4	2"	155,0	65,0	41,0		I-SFS6-2"-45°-DN 51

DOPPELSCHLAUCH - ARMATUREN - INTERLOCK

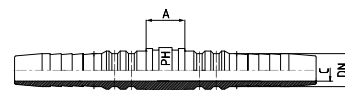
HOSE - MENDERS - INTERLOCK



EDELSTAHL / STAINLESS STEEL
VERBINDUNGSTECHNIK
FLUID CONNECTORS

Doppelschlauchnippel

Double-Hose Connectors

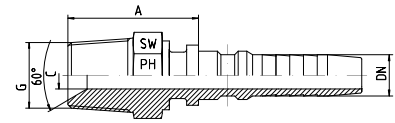


Schlauch Hose	DN Bore	Ca. Maße Approx. Dimensions		Bemerkungen Notes	Bestellzeichen Order-Code
DN	in.	A	C		
19	3/4"				I-DSN-DN 19
25	1"				I-DSN-DN 25
31	1 1/4"	26,0	25,0		I-DSN-DN 31
38	1 1/2"	30,0	31,5		I-DSN-DN 38
51	2"	34,0	42,0		I-DSN-DN 51



Mit 60°-Konusaufnahme
Interlock Serie

With 60°-Cone
Interlock Series



Schlauch Hose	DN Bore	Gewinde Thread	Ca. Maße Approx. Dimensions			Bemerkungen Notes	Bestellzeichen Order-Code
DN	in.	G = NPT	A	C	SW		
19	3/4"	3/4"-14	41,0	14,5	30		I-AGN-3/4"-DN 19
19	3/4"	1"-11,5	48,5	14,5	36		I-AGN-1"-DN 19
25	1"	1"-11,5	65,5	20,0	36		I-AGN-1"-DN 25
31	1 1/4"	1 1/4"-11,5	53,0	25,0	46		I-AGN-1 1/4"-DN 31
38	1 1/2"	1 1/2"-11,5	60,5	31,0	50		I-AGN-1 1/2"-DN 38
51	2"	2"-11,5	53,0	42,0	65		I-AGN-2"-DN 51

